


MAPLE GROVE

Pakenham East




PRINCES
HIGHWAY
900M




MELBOURNE
CBD
65KM

LEGEND



MAPLE GROVE
ESTATE
BOUNDARY



NOISE
WALL

EXISTING
RESIDENTIAL

PAKENHAM EAST
TRAIN STATION
550M



Currently under
construction - anticipated
to open end of 2024



*Revel in the
little things*

Maple Grove is a big step up in terms of neighbourhood living because we've considered all the little things that give life more oomph.

We've got all the big stuff covered, like a top-notch community design, a home option for every lifestyle, and everything you need at your doorstep. But it's the little things that take a neighbourhood from good to amazing.

From green spaces equipped with WiFi and backyards fit for family barbecues, to being able to walk your child to their brand new school and meet your neighbours at community events, it's Maple Grove.